

## **Purpose in the midst of change**

**Pick n Mix session for use on group Zoom calls**

### **Introduction**

This is a Pick n Mix session for your online group Zoom. You don't have to do all the elements suggested, these are simply ideas to make your Zoom fun around the topic of "purpose in the midst of change." Nor do you have to use them in the order below. Activities tend to last a little bit longer on Zoom than in real time. Let us know what has worked well and what didn't!

### **High/Low/Awkward/Prayer**

There are lots of videos & content online for young people, but one thing we miss from Groups is personal interaction. Mute all microphones apart from the person speaking, and give each person the opportunity to take 2 mins to share their High, Low, Awkward Moment & Prayer request for the week. This gives the young people 'permission' to share celebrations and concerns with the Group.

### **Purpose Picture Quiz**

Share your screen with the group (or print off the file) so all can see the pictures for the 'What am I?' quiz - these are found on a separate page at the end of this document. Ask the young people to guess what each kitchen gadget's purpose is.

Answers:

1. Strawberry stem remover
2. Egg yolk separator
3. Avocado slicer
4. Pizza cutter
5. Apple corer
6. Fruit zester
7. Banana lunch box protector
8. Olive pitter
9. Soup ladle
10. Taco dinosaur holder

### **Discovery Bible Study/Swedish Bible Study**

Look at Matthew 25:14-19 and Ephesians 2:10.

For the Discovery Bible Study (DBS) you follow the same pattern of questions after having read it in a couple of different versions:

*Continued on page 2...*

*Continued...*

- What does this passage tell me about God?
- What does this passage tell me about people (or myself)?
- If this is God's word for my life how will I obey it?
- Who am I going to tell?

The Swedish Method uses the following questions:

- What part in the passage stands out or grabs your attention?
- Is there anything that's difficult to understand? Or do you have any questions?
- How can you apply this to your life?

Both methods are really simple and once you've done it a couple times you could even get one of your young people to lead the Bible study!

Remind the group that each of them is unique - they are one of a kind. Even if we have an 'identical' twin and look similar, we are different in so many ways - preferences, character, skills and abilities etc. This means that we each have something unique to contribute to the world around us.

As Christians, we believe that God made us this way. He has designed us - as we are - to be able to serve both others and him using the skills he has given us. Like with the man in the story, there is an expectation that we will USE what he gives.

*Note: If you decide to read on to the end of the story, please be careful in how you deal with the ending. We are not, this week, looking to talk about judgement and God's wrath but rather about how we use what he has given us.*

## **Questions to discuss:**

1. What skills and abilities do you think you have that you could use during this time?
2. What skills and abilities do you see in others around you?
3. Are there any new things that you would like to try now or in the future?

## **Affirmation exercise**

Explain that you will take some time now to affirm each other. Here are two ways we have found work:

- A. Start with one young person and then give others the opportunity to affirm gifts/abilities they see in them. Do the same with everyone on the call. As a leader you might want to write these down and send the encouragement on as a postcard or email so they have a written version.
- B. If your young people would struggle with A or don't know each other very well, why not try describing scenarios where they choose a person they would want help from and, most importantly, explain why. They get to choose everyone once, so there have to be enough scenarios for every person to be chosen. Make some up yourself too! e.g. If I was stuck on a desert island I'd choose Hannah to be with me because she is really practical and a calming person to have around.

*Continued on page 3...*

*Continued...*

Who would you want with you when:

- Giving a speech to 100 people
- Making a Tik Tok video
- Being chased by a giant hamster
- You are about to walk into an interview
- Meeting my new boyfriend/girlfriend's parents for the first time
- Making a campfire
- Wanting to learn more about the Bible
- Setting yourself a holiday budget
- Finding food to eat in the wilderness
- Feeling upset about something
- Wanting to create a website to sell your new 'Lockdown Creations Cookbook'
- Sampling your new Lockdown Creations
- Setting up a new fitness company
- Struggling with maths homework
- Opening a new bakery
- Picking a quiz team member
- Wanting to ask difficult faith questions
- You need help with Fortnite

## **Going Deeper**

If your group is full of older young people who are further on in their walk with God, watch together: God's Chisel <https://www.youtube.com/watch?v=AhfUzodLRvk>










Questions:

1. What are the things which get in the way of you becoming God's masterpiece?
2. What are you prompted to do in response?
3. How can your group help you with this?

**Lastly, remind your young people of the starter (Tuesday) and challenge (Thursday) videos which can be found on the Urban Saints Facebook page each week and relate to our theme.**

# What am I?

Try to work out the purpose of each of these kitchen gadgets - one point for each right answer!

1. 	2. 	3. 	4. 	5. 
6. 	7. 	8. 	9. 	10. 